

HIV and Bloodborne Pathogens

Section III:

Other Bloodborne Pathogens and Implications for Treatment

Presented by Mita Johnson, Ed. D, MAC



Recorded November 2, 2018




Thomas Durham, PhD

Director of Training

NAADAC, the Association for Addiction Professionals

www.naadac.org

tdurham@naadac.org



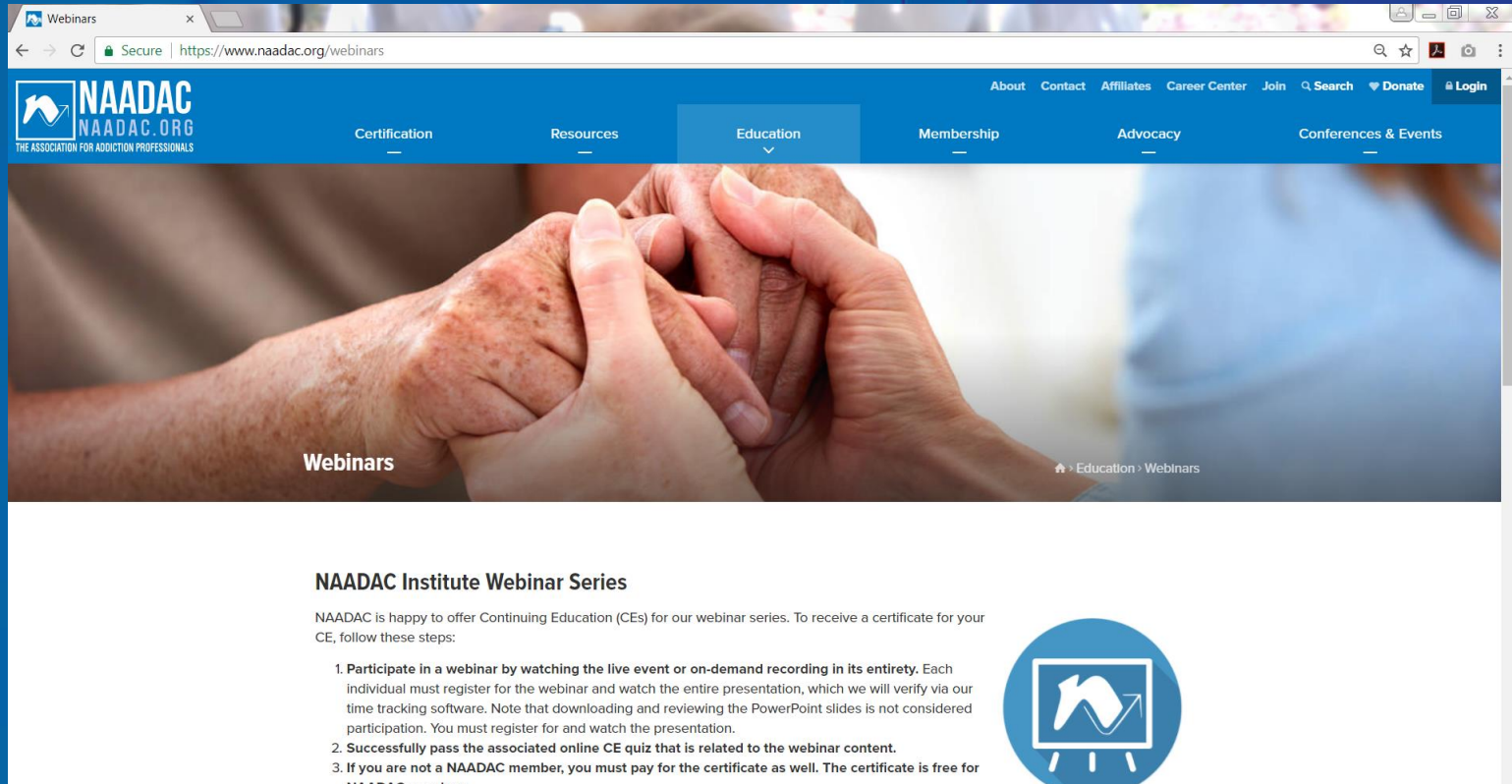
Produced By

NAADAC, the Association for Addiction Professionals

www.naadac.org/webinars



www.naadac.org/webinars



The screenshot shows a web browser window with the address bar displaying "https://www.naadac.org/webinars". The page features a blue header with the NAADAC logo (The Association for Addiction Professionals) on the left and navigation links (About, Contact, Affiliates, Career Center, Join, Search, Donate, Login) on the right. Below the header is a blue navigation bar with links for Certification, Resources, Education (selected), Membership, Advocacy, and Conferences & Events. The main content area has a large image of hands clasped together, with the word "Webinars" overlaid in white. Below this image is a breadcrumb trail: "Education > Webinars". The section is titled "NAADAC Institute Webinar Series". A paragraph states: "NAADAC is happy to offer Continuing Education (CEs) for our webinar series. To receive a certificate for your CE, follow these steps:". A list of three steps follows: 1. Participate in a webinar by watching the live event or on-demand recording in its entirety. Each individual must register for the webinar and watch the entire presentation, which we will verify via our time tracking software. Note that downloading and reviewing the PowerPoint slides is not considered participation. You must register for and watch the presentation. 2. Successfully pass the associated online CE quiz that is related to the webinar content. 3. If you are not a NAADAC member, you must pay for the certificate as well. The certificate is free for NAADAC members. To the right of the list is a circular icon containing a white NAADAC logo on a blue background.

Webinars

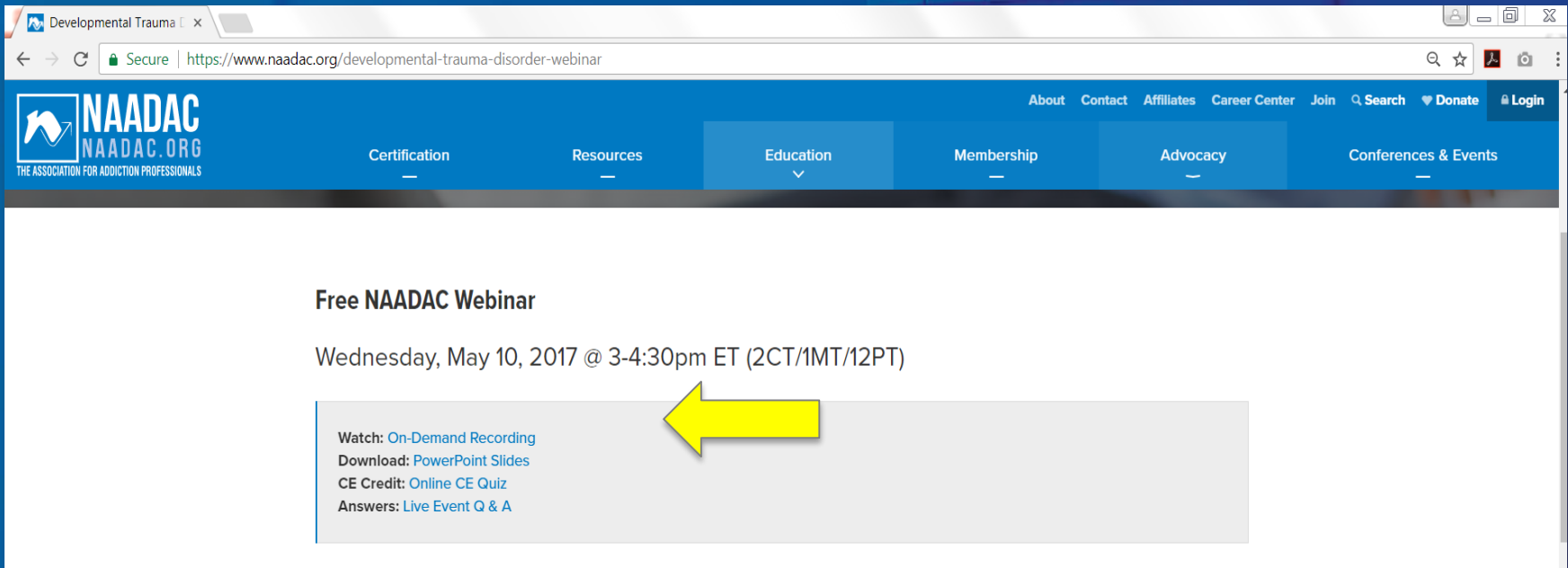
Education > Webinars

NAADAC Institute Webinar Series

NAADAC is happy to offer Continuing Education (CEs) for our webinar series. To receive a certificate for your CE, follow these steps:

1. Participate in a webinar by watching the live event or on-demand recording in its entirety. Each individual must register for the webinar and watch the entire presentation, which we will verify via our time tracking software. Note that downloading and reviewing the PowerPoint slides is not considered participation. You must register for and watch the presentation.
2. Successfully pass the associated online CE quiz that is related to the webinar content.
3. If you are not a NAADAC member, you must pay for the certificate as well. The certificate is free for NAADAC members.

www.naadac.org/bloodborne-pathogens-section-three-webinar



The screenshot shows a web browser window with the address bar displaying <https://www.naadac.org/developmental-trauma-disorder-webinar>. The NAADAC logo is in the top left, and a navigation menu is at the top right. The main content area features a heading for a free webinar, its date and time, and a list of resources. A yellow arrow points to the 'On-Demand Recording' link.

Developmental Trauma x

Secure | <https://www.naadac.org/developmental-trauma-disorder-webinar>

NAADAC
NAADAC.ORG
THE ASSOCIATION FOR ADDICTION PROFESSIONALS

About Contact Affiliates Career Center Join Search Donate Login

Certification Resources Education Membership Advocacy Conferences & Events

Free NAADAC Webinar

Wednesday, May 10, 2017 @ 3-4:30pm ET (2CT/1MT/12PT)

Watch: [On-Demand Recording](#)
Download: [PowerPoint Slides](#)
CE Credit: [Online CE Quiz](#)
Answers: [Live Event Q & A](#)

CE Certificate

Cost to Watch:

Free

CE Hours Available:

1.5 CEs

**CE Certificate for
NAADAC Members:**

Free

**CE Certificate for
Non-members:**


\$20

To obtain a CE Certificate for the time you spent watching this webinar:

1. Watch and listen to this entire webinar.
2. Pass the online CE quiz, which is posted at

www.naadac.org/bloodborne-pathogens-section-three-webinar

3. If applicable, submit payment for CE certificate or join NAADAC.
4. A CE certificate will be emailed to you within 21 days of submitting the quiz.





Webinar Presenter

Mita Johnson, Ed.D, MAC

mitamjohnson@gmail.com

Your **Core Faculty**
Walden University



HIV and Bloodborne Pathogens

Mita M Johnson, Ed.D, MAC

NAADAC WEBINAR LAYOUT

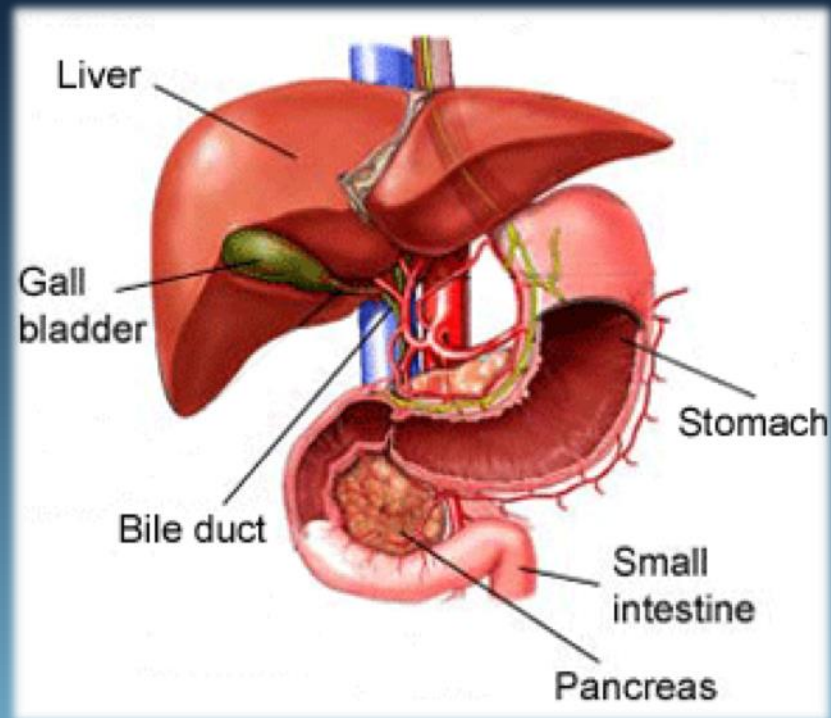
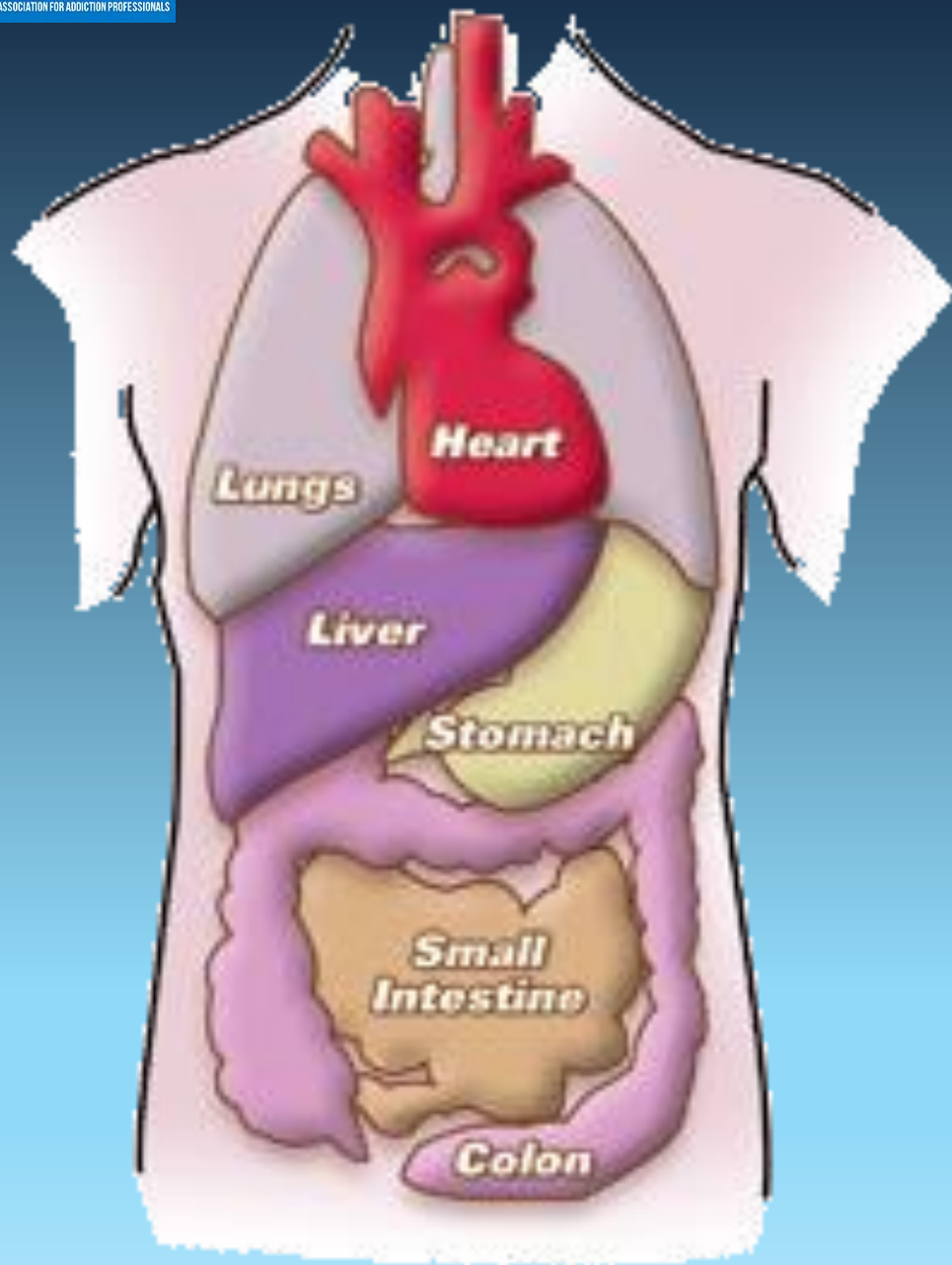
- *Webinar:* HIV and Other Bloodborne Pathogens
- *Length:* 6 hours – delivered in 3 segments
- *CEs:* to earn CEs, you must watch all 3 segments
- *Segments:*
 - I: Introduction & Definitions
 - II: HIV: Human Immunodeficiency Virus
 - III: Other Bloodborne Pathogens & Implications for Treatment

Section III: Other Bloodborne Pathogens and Implications for Treatment



The Surface of a Normal Liver

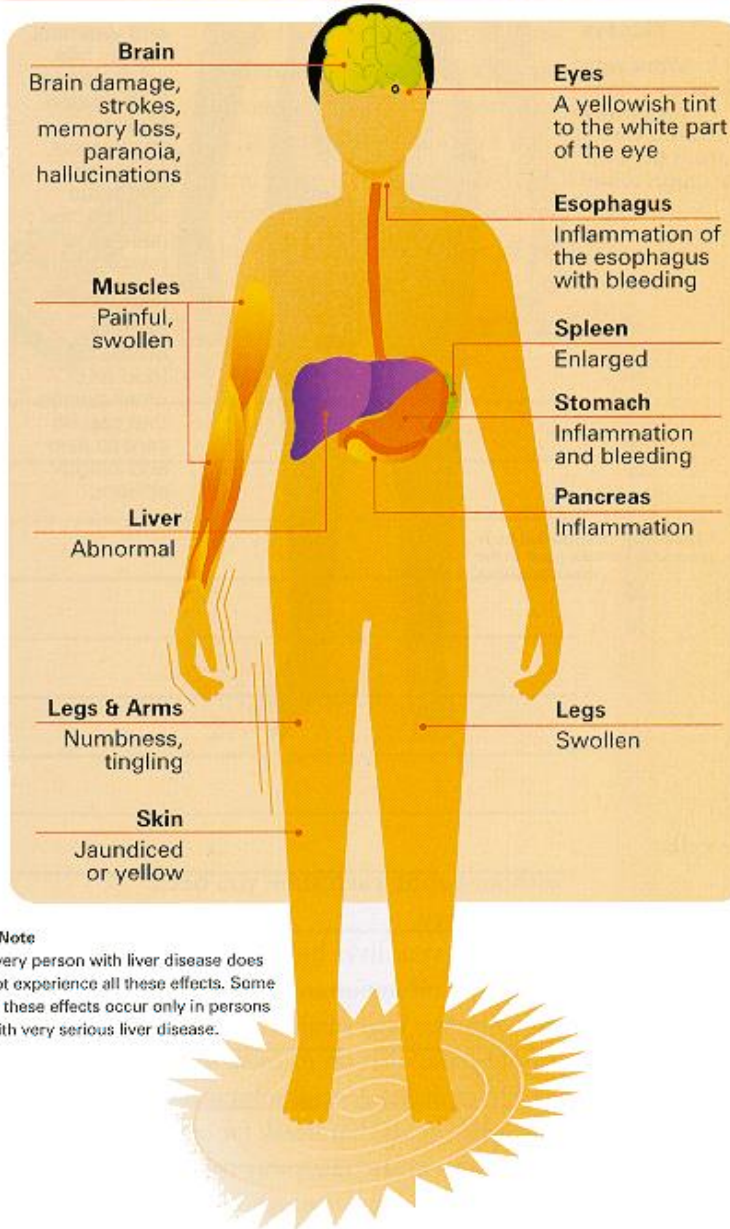




Slightly Enlarged Liver







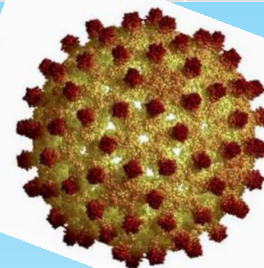
The unhealthy liver and its possible ill effects*



<http://www.vdh.state.va.us/epidemiology/diseaseprevention/programs/hepatitis/index.htm>

Progression of Liver Damage


HEALTHY LIVER	FIBROTIC LIVER	CIRRHOTIC LIVE	LIVER CANCER
			
<p>A healthy liver is able to perform its normal functions effectively, e.g. aiding digestion and breaking down harmful drugs and poisons.</p>	<p>Continuous inflammation of the liver caused by hepatitis C can lead to fibrosis – the formation of scar tissue within the liver.</p>	<p>Extensive scarring can block the flow of blood through the liver and cause liver function to deteriorate over time - this is called cirrhosis.</p>	<p>Hepatitis C is a leading cause of liver cancer – the formation of a malignant tumour in the liver.</p>



What is hepatitis?

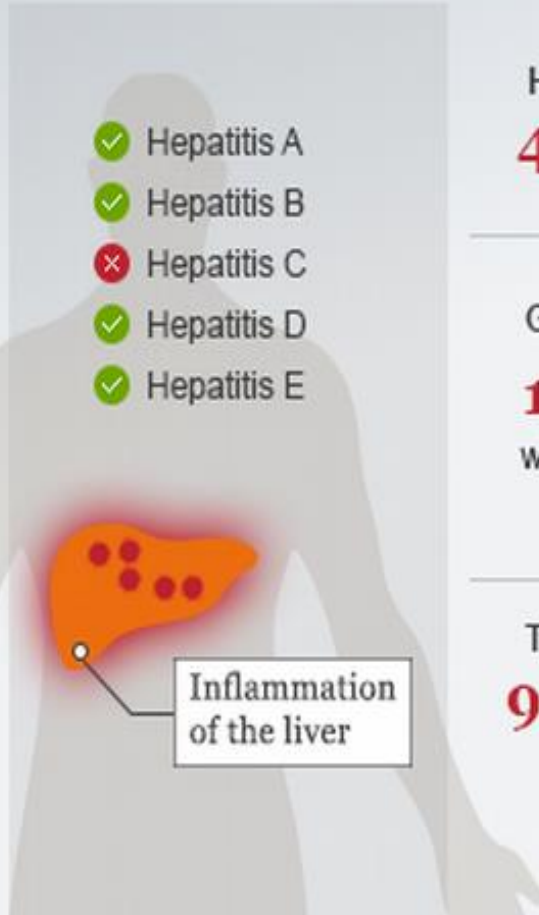
The A, B, C, D and E of hepatitis

There are five main hepatitis viruses



What vaccines are available for which types of hepatitis?

- ✓ Hepatitis A
- ✓ Hepatitis B
- ✗ Hepatitis C
- ✓ Hepatitis D
- ✓ Hepatitis E



Estimated cases world-wide (per year)

Hepatitis **B and C**:
400 million cases

Gradual death:

1.4 An estimated million people die worldwide from hepatitis every year

Treatment:

90% of hepatitis C patients can be healed within three to six months

How does the virus spread?



Hepatitis **A and E**:
Lack of food hygiene, contaminated water and sub-standard sanitary facilities



Hepatitis **B, C and D**:
Blood, sperm and other bodily fluids

Source: WHO

© DW

Transmission of Viral Hepatitis

Transmission Route	Hepatitis A	Hepatitis B	Hepatitis C	Hepatitis D	Hepatitis E
Food - Borne	●	■	■	■	●
Fecal - Oral	●	■	■	■	●
Water - Borne	●	■	■	■	●
Raw Shellfish	●	■	■	■	●
Intra-Institutional	●	●	●	●	●
I.V. Drug Use	▲	●	●	●	■
Transfusion	▲	●	●	●	▲
Hemodialysis	■	●	●	●	■
Sexual	▲	●	▲	●	▲
Anal - Oral Contact	●	■	■	■	▲
Oral - Oral Contact	●	▲	■	■	●
Household	●	▲	▲	▲	●
Mother to Newborn	▲	●	▲	●	▲

● Common

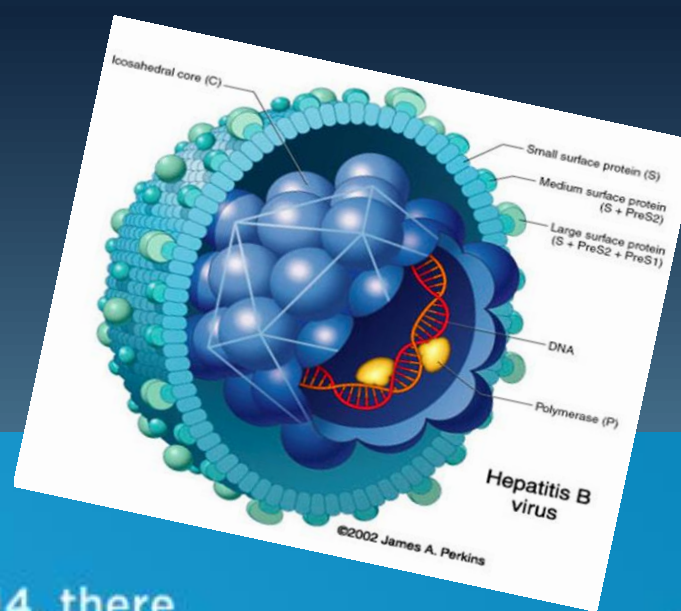
▲ Infrequent

■ Never

● Suspected

Hepatitis B

- HBV is the world's most common liver infection
- up to 2 million infected in the US; 240 million worldwide
- when a person is first infected = acute infection
- if person has HBV more than 6 months = chronic HBV
- a "silent killer" – many don't feel sick or have symptoms
- symptoms: jaundice, flu-like symptoms, nausea & vomiting, joint pain, upper right stomach pain, lack of appetite, fatigue, light colored stools, dark urine
- spread: from mother during pregnancy; infected blood after injury, bite, scratch; exchanging bodily fluids during sex; sharing unsterilized needs including tattoo/body piercing tools



In 2014, there
were an estimated
19,200 NEW CASES
of Hepatitis B in the U.S.



The rate of new Hepatitis
B infections was
NEARLY 2X HIGHER
AMONG MALES
THAN FEMALES



Despite making up **LESS THAN 5%** of the population,
Asian Americans account for **MORE THAN 50%** of all people living with
chronic Hepatitis B in the U.S.



1 IN 12 Asian Americans has Hepatitis B



Of the estimated
850,000
to 2.2 MILLION
people living with chronic
Hepatitis B in the U.S.

15%-25%
will die prematurely from
cirrhosis or liver cancer



WHICH ONE DESERVES TO DIE?

1 in 10 Asian Americans is infected with hepatitis B, the leading cause of liver cancer. But hepatitis B can be treated, even prevented. Get the simple blood test. Stop liver cancer by stopping hepatitis B.

B A HERO. SEE A DOCTOR WHO TESTS FOR HEP B. 

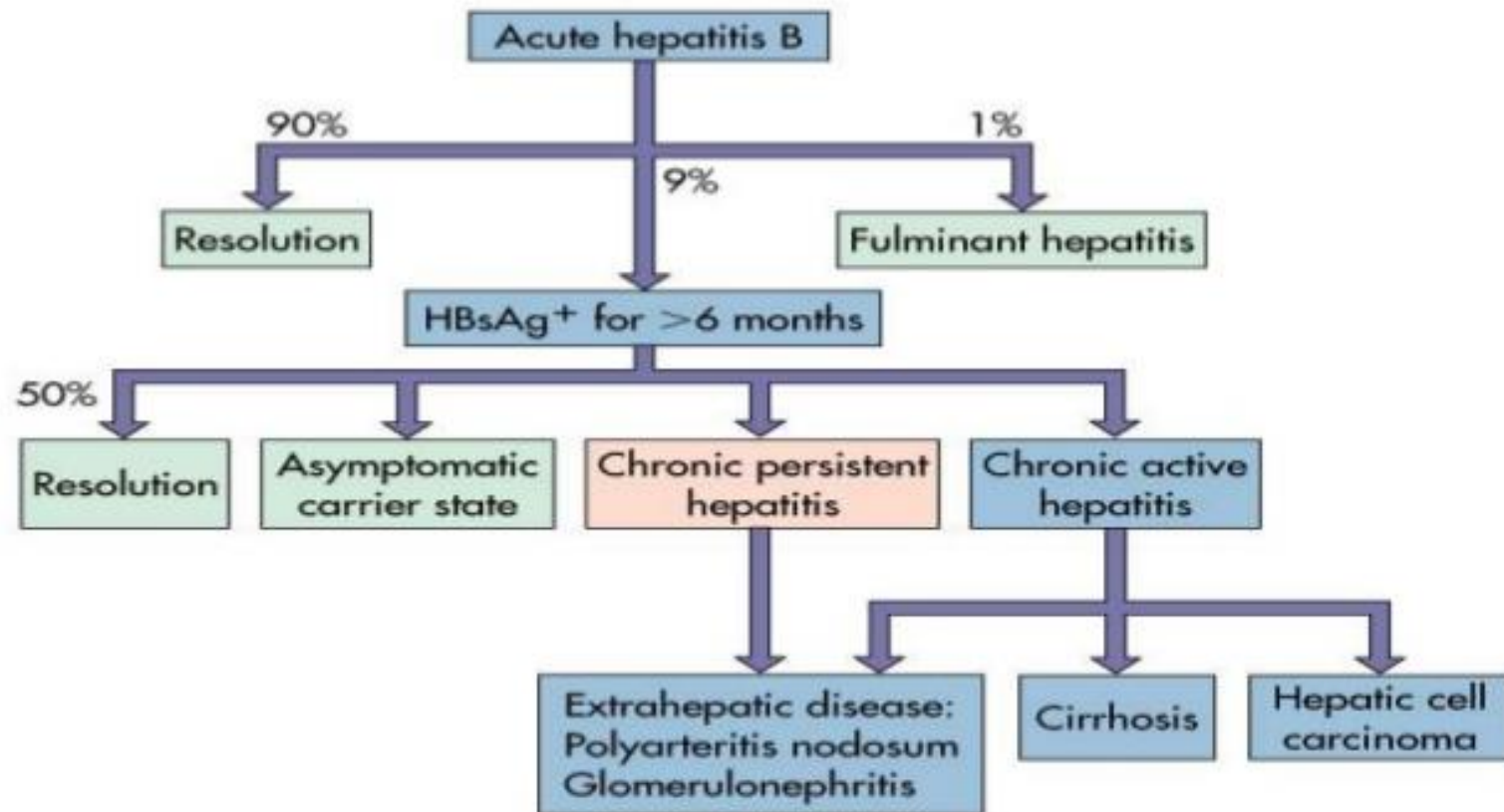
Hepatitis B vaccine protects
against serious disease
causing inflammation and
damage to the liver



 ADAM.

<http://www.nlm.nih.gov/medlineplus/ency/imagepages/9395.htm>

Clinical outcomes of Hepatitis B infections



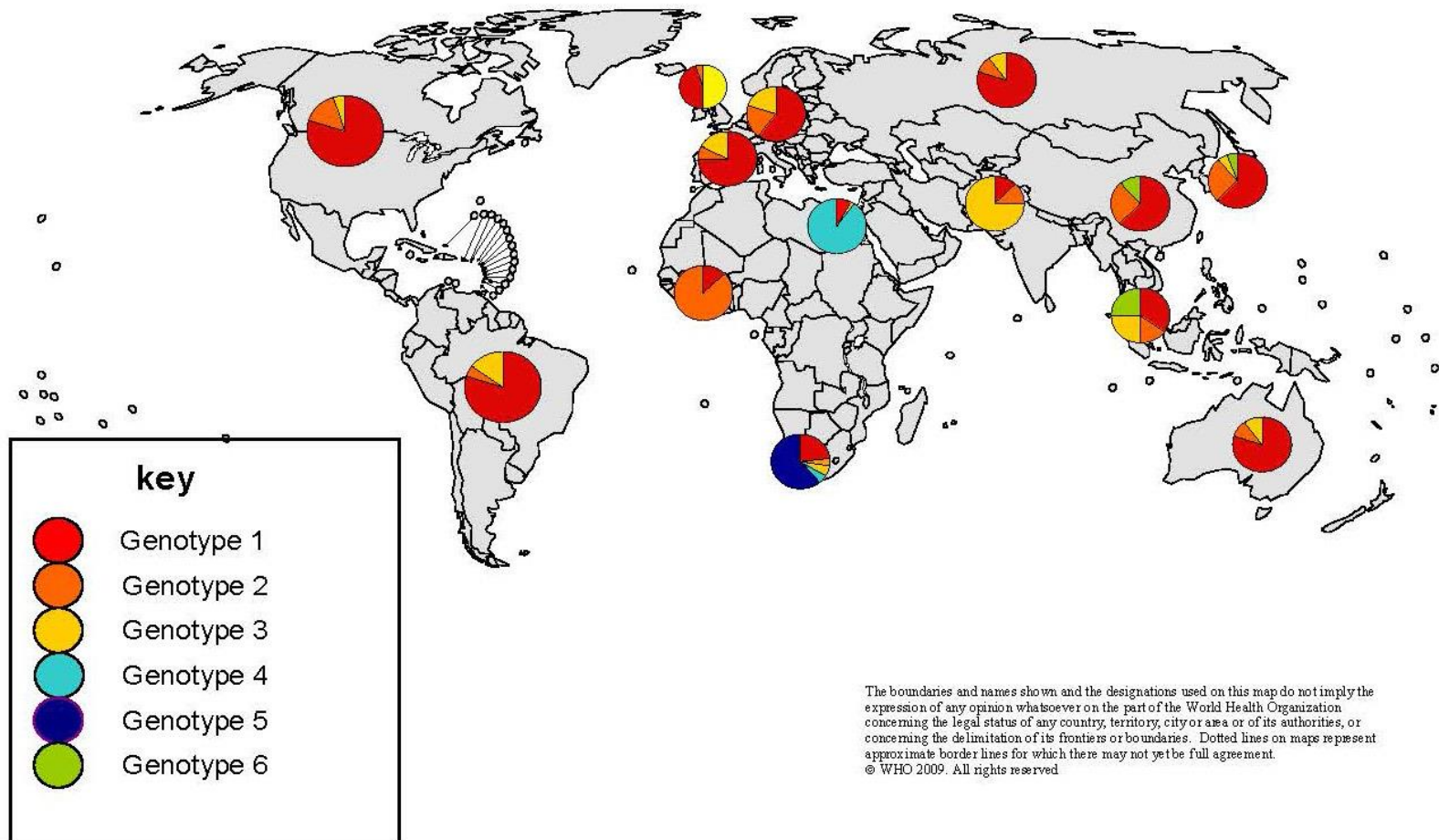


If left untreated, up to
1 in 4
people with chronic hep B
develop liver problems such
as cirrhosis and liver cancer

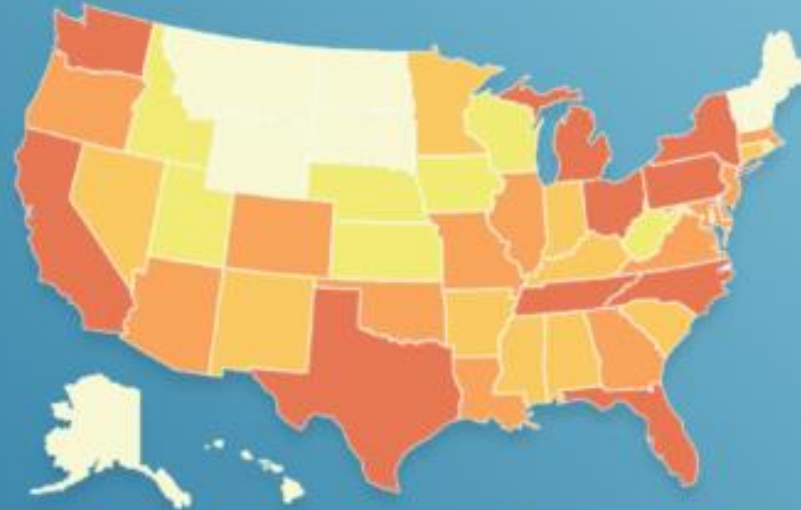
PREVENTING AND MANAGING HEPATITIS B

- **Vaccinate all children starting at birth and people at high risk of hepatitis B virus infection, including**
 - People with multiple sexual partners
 - Men who have sex with men
 - Household and sexual contacts of people with chronic hepatitis B
 - People 19 to 59 years of age with diabetes
 - People on dialysis
- **Test people at risk for hepatitis B infection.**
- **For patients with chronic hepatitis B infection:**
 - **Counsel on avoiding alcohol and preventing transmission to others.**
 - **Vaccinate against hepatitis A.**
 - **Monitor for progression of liver disease.**
 - **Refer patients who have active chronic hepatitis B infection, other liver disease, or a serious comorbidity to a specialist.**

Global distribution of HCV genotypes




AN ESTIMATED **3.9 MILLION** IN THE U.S. ARE LIVING WITH
PAST OR CURRENT **HEPATITIS C INFECTION**



ESTIMATED NUMBER OF PERSONS LIVING WITH HEPATITIS C ANTIBODIES 2010

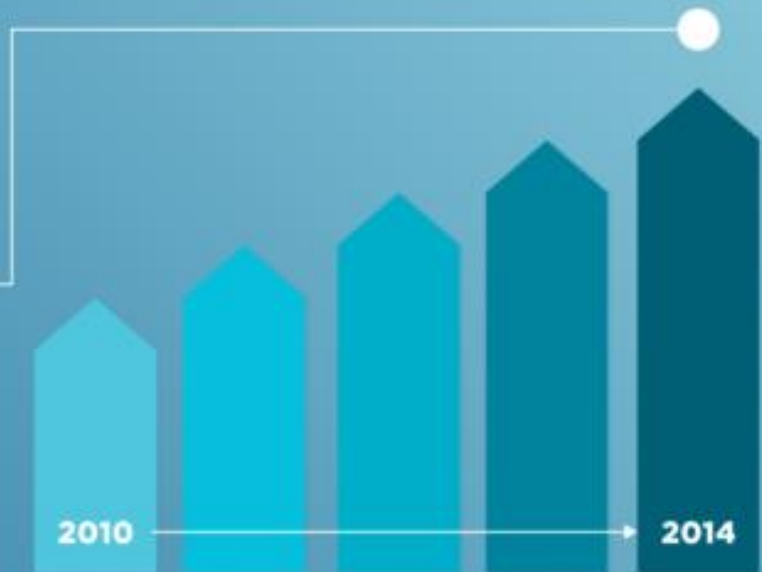
HEPVU.ORG

SOURCE: US CENTERS FOR DISEASE CONTROL & PREVENTION



FROM 2010-2014, NEW HEPATITIS C CASES IN THE U.S.
INCREASED BY 250%

WITH AN ESTIMATED
30,500 NEW
CASES
IN 2014



Of every 100 people infected with Hepatitis C,
75-85 people will develop Chronic Hepatitis C.

If left untreated:



60-70 PEOPLE
will develop
**CHRONIC LIVER
DISEASE**



5-20 PEOPLE
will develop
CIRRHOSIS
over a period of
20-30 years



1-5 PEOPLE
will die from
**CIRRHOSIS or
LIVER CANCER**

BABY BOOMERS ACCOUNT FOR:

75%

of those
living with
Hepatitis C

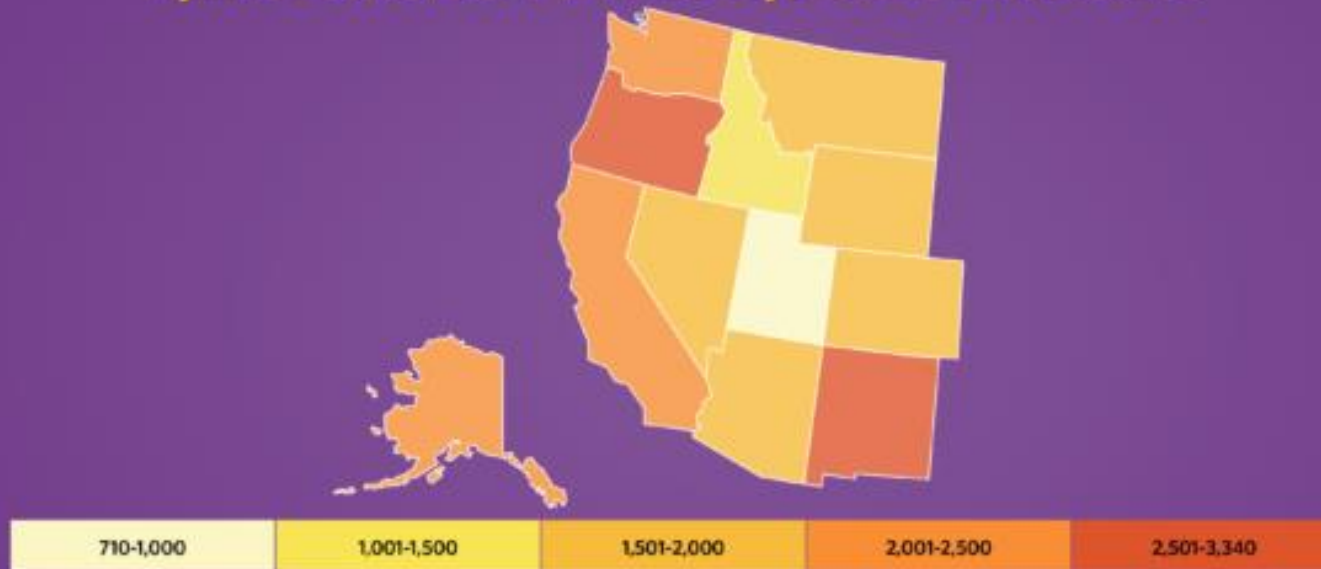


78%

of deaths
attributed to
Hepatitis C

More than 15,000 deaths each year

THE WESTERN U.S. HAS THE HIGHEST RATE OF PEOPLE
LIVING WITH PAST OR CURRENT HEPATITIS C AT
2,143 CASES PER 100,000 PERSONS



WESTERN U.S., ESTIMATED HEPATITIS C ANTIBODY PREVALENCE RATE PER 100,000 PERSONS, 2010

Hepatitis C Kills More Americans Than HIV

Researchers are now recommending that all 'baby boomers' be screened for Hepatitis C, as it has now surpassed HIV as a threat to the health of Americans. According to the CDC and new government data uncovered by research, Hepatitis C is on the rise.

3.200.000
people infected

**Most people
unaware**

Hepatitis is a silent disease but death can be prevented!

Hepatitis is a major cause of cirrhosis
Hepatitis is a major cause of liver cancer

Hepatitis C

Testing baby boomers saves lives



3 Million

About 3 million adults in the US are infected with the hepatitis C virus, most are baby boomers.

3 in 4



Up to 3 in 4 people who are infected don't know they have hepatitis C so they aren't getting the necessary medical care.

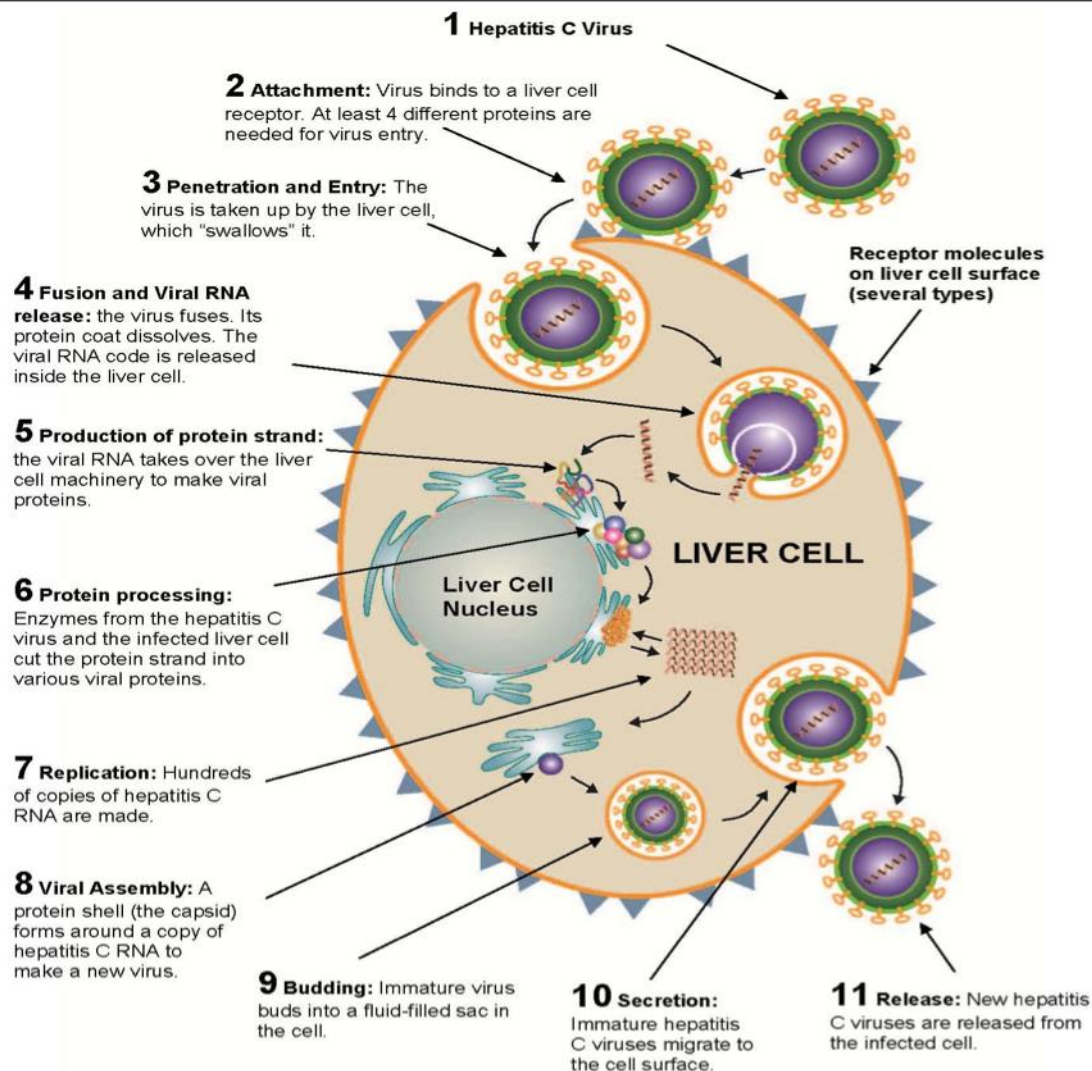


1945–1965

Baby boomers, anyone born from 1945 through 1965, should get tested for hepatitis C.

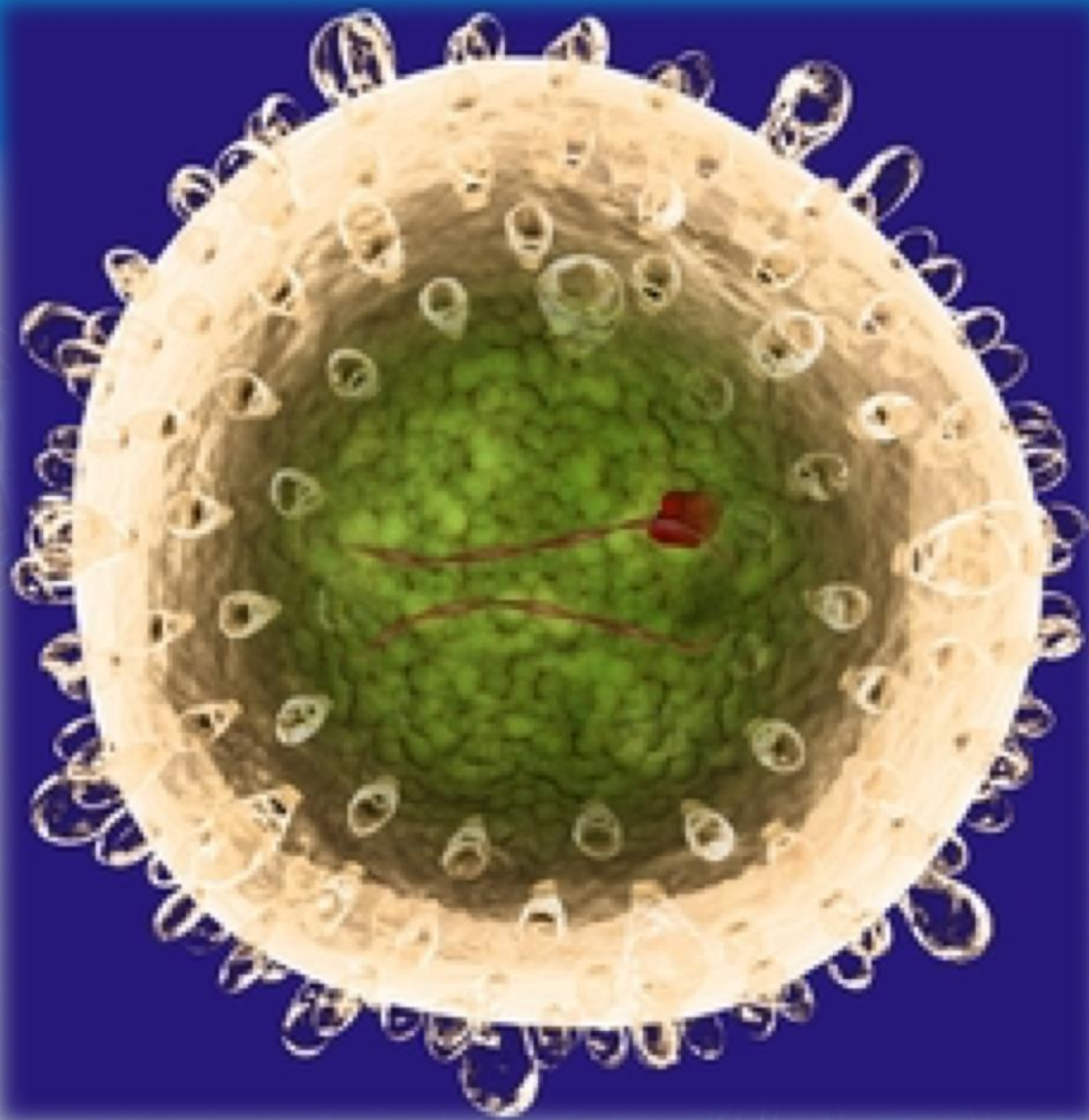


HEPATITIS C VIRUS LIFE CYCLE



Reviewed August 2, 2011





Source: <http://www.emediawire.com/releases/2008/3/emw796984.htm>



**IF HEP C WAS ATTACKING
YOUR FACE INSTEAD OF
YOUR LIVER, YOU'D DO
SOMETHING ABOUT IT.**

READY TO FIGHT BACK?

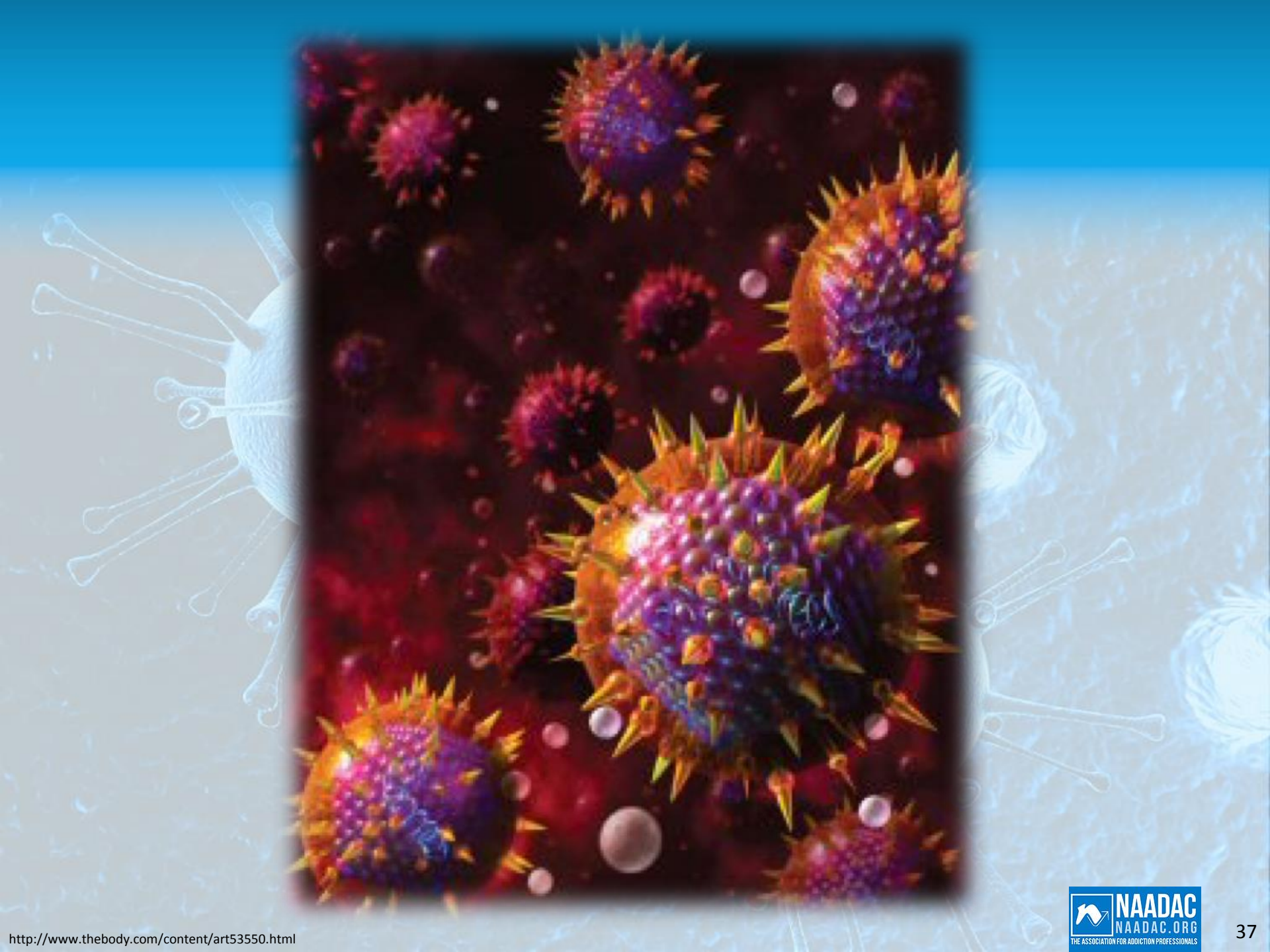
YOU'LL NEVER BE STRONGER THAN YOU ARE TODAY TO STOP THE DAMAGE HEP C IS DOING TO YOUR LIVER. Talk to your doctor now about prescription treatment. Patients in clinical studies overall had a better than 50% chance of reducing the Hep C virus to undetectable levels. Response to treatment may vary based on individual factors. So log on or call, then talk to your doctor to find out if treatment is right for you. And help put Hep C behind you.


HepCSource.com

866-HepCSource

866-437-2768

<http://www.hepcandme.org/2007/02/treatment-of-hepatitis-c.html>





CHLAMYDIA

Invisible Infection
WITH NO OBVIOUS SYMPTOMS
PREMIUM STI
NO 2

16% of students
say they have been
taken advantage of
sexually
due to excessive
drinking

NHS

Sexually Transmitted Infections are on the rise, wear a condom.



CHLAMYDIA

AKA

Invisible Infection
WITH NO OBVIOUS SYMPTOMS
PREMIUM STI

ALL UNDER 25S WHO ARE SEXUALLY ACTIVE SHOULD TEST FOR
CHLAMYDIA EVERY YEAR AND EVERY TIME THEY CHANGE PARTNER

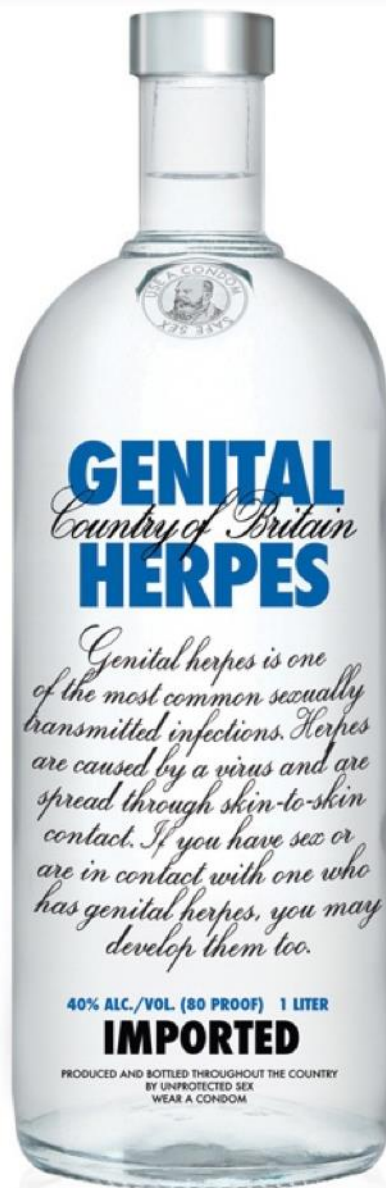
NO 2
MOST COMMON
STI IN UK



40%
of young people who
have had **sex**
say they haven't used
protection on at least
one occasion due to being
under the influence of
alcohol



Sexually Transmitted Infections are on the rise, wear a condom.



20%
of females between
the age of 15 & 19 say
alcohol
is the main reason
they first had **sex**



8% of students say
they have taken advantage
of someone
sexually
due to excessive
drinking



Sexually Transmitted Infections are on the rise, wear a condom.



44%
of people diagnosed
with an **STI**
admit to excessive drinking
prior to having **sex**



Sexually Transmitted Infections are on the rise, wear a condom





SEX
EDUCATION





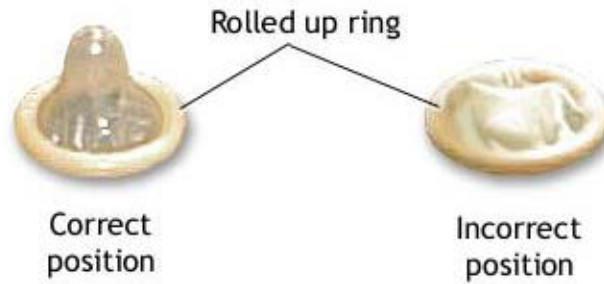
DISCUSSION: USING MALE CONDOMS

Treat condoms gently and keep them out of the sun. With latex condoms, never use lotions, baby oil, Vaseline® or cold cream -- the oil in these products weakens the condom. If you use a lubricant, use one made with water (such as K-Y® jelly or glycerin). Regular use of spermicidal lubricants should be avoided as they may cause skin irritation. Put the condom on before the penis touches the vagina, mouth or anus.

Hold the condom by the tip to squeeze out the air. Leave some space at the tip to hold the ejaculate (cum). Unroll the condom all the way over the erect penis. After sex, the man should hold the condom at the rim and pull out slowly while the penis is still hard.

Use a new condom if you want to have sex again or if you want to have sex in a different place (for example, in the anus and then in the vagina).

When putting on a condom, be sure the rolled up ring is on the outside

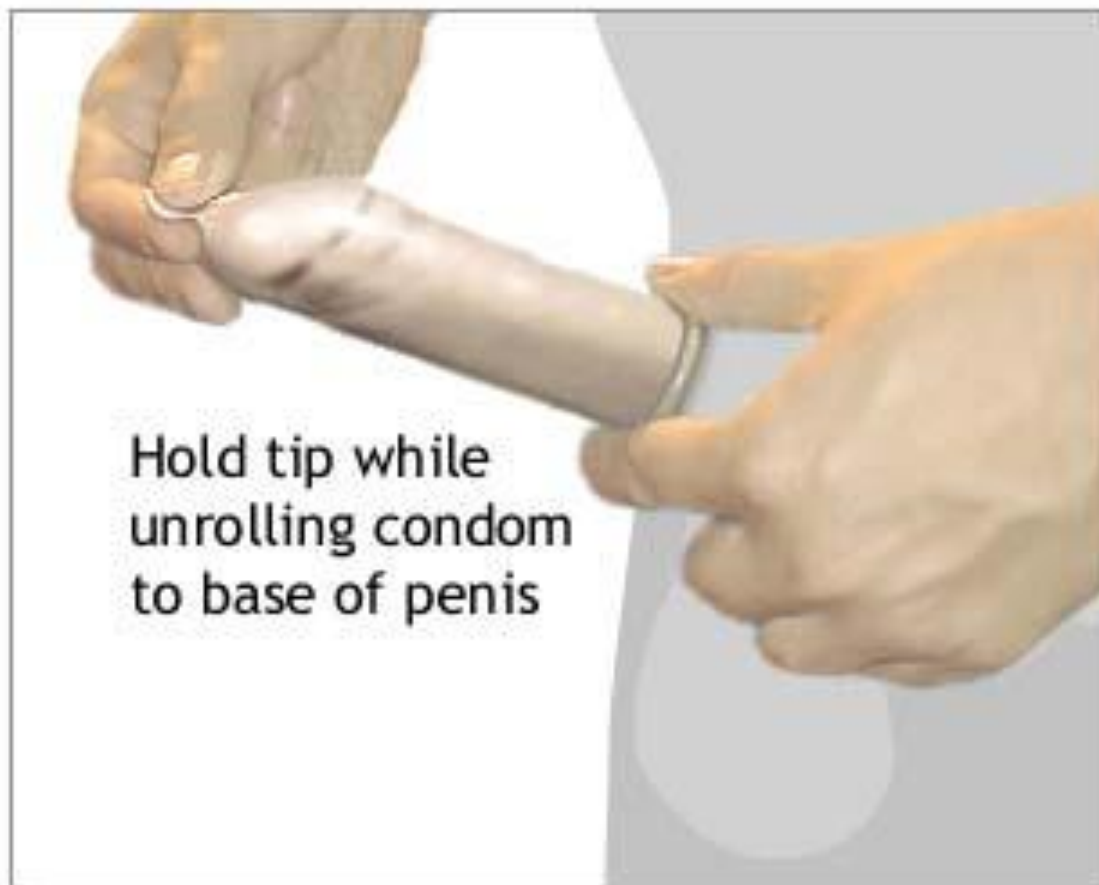


ADAM.



Squeeze tip of condom so no air is trapped inside and continue to hold tip while unrolling condom to base of penis

ADAM.



Hold tip while
unrolling condom
to base of penis

ADAM.





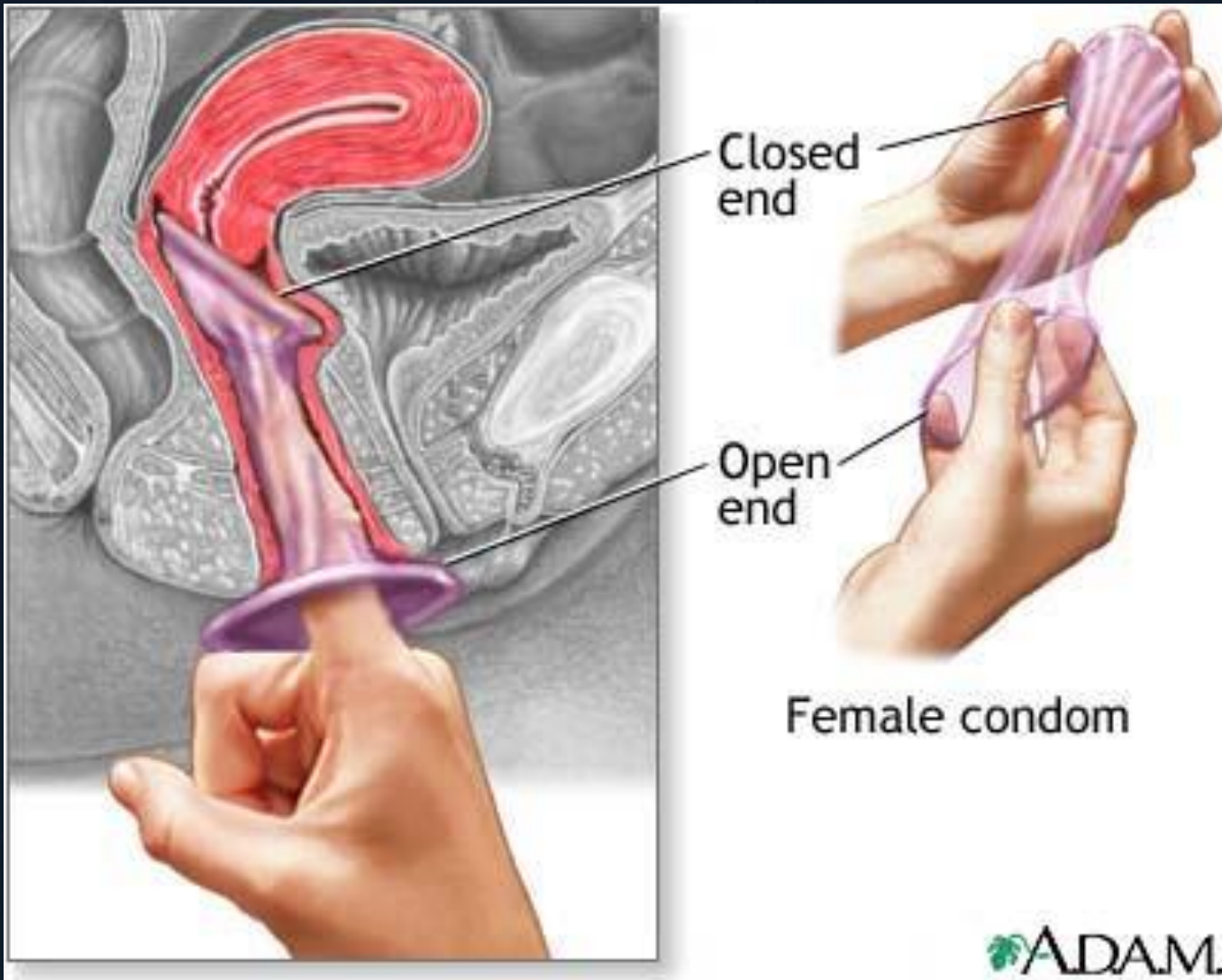
FEMALE CONDOMS

The female condom is a polyurethane (plastic) pouch that fits inside a woman's vagina. It has a soft ring on each end. The outer ring stays on the outside of the vagina and partly covers the labia (lips). The inner ring fits on the inside of the vagina, somewhat like a diaphragm, to hold the condom in place.

Insert the condom any time before the penis touches the vagina. Add lubricant to the inside of the condom. Squeeze the inner ring of the condom. Put the inner ring and pouch inside the vagina.

With your finger, push the inner ring as far into the **vagina** as it will go. The outer ring stays outside the vagina. Guide the penis into the condom. Remove the condom before standing up. Pull out gently.




Source: http://www.ashastd.org/condom/condom_female.cfm





Open-ended Questions to have with clients:

- What do you think your risk is for STD?
- What happened the last time you had sex?
- What made you decide not to use a condom?
- What made you decide to use a condom?
- What do you think you can do to reduce your risk for STDs the next time you have sex?








Thank You!

Mita Johnson, Ed.D, MAC

mitamjohnson@gmail.com

Core Faculty
Your **Walden University**

www.naadac.org/bloodborne-pathogens-section-three-webinar



The screenshot shows a web browser window with the address bar displaying <https://www.naadac.org/developmental-trauma-disorder-webinar>. The NAADAC logo is in the top left, and a navigation menu is at the top right. The main content area features a heading for a free webinar, its date and time, and a list of resources. A yellow arrow points to the 'On-Demand Recording' link.

Developmental Trauma x

Secure | <https://www.naadac.org/developmental-trauma-disorder-webinar>

NAADAC
NAADAC.ORG
THE ASSOCIATION FOR ADDICTION PROFESSIONALS

About Contact Affiliates Career Center Join Search Donate Login

Certification Resources Education Membership Advocacy Conferences & Events

Free NAADAC Webinar

Wednesday, May 10, 2017 @ 3-4:30pm ET (2CT/1MT/12PT)

Watch: [On-Demand Recording](#)
Download: [PowerPoint Slides](#)
CE Credit: [Online CE Quiz](#)
Answers: [Live Event Q & A](#)

CE Certificate

Cost to Watch:

Free

CE Hours Available:

1.5 CEs

**CE Certificate for
NAADAC Members:**

Free


**CE Certificate for
Non-members:**
\$20

To obtain a CE Certificate for the time you spent watching this webinar:

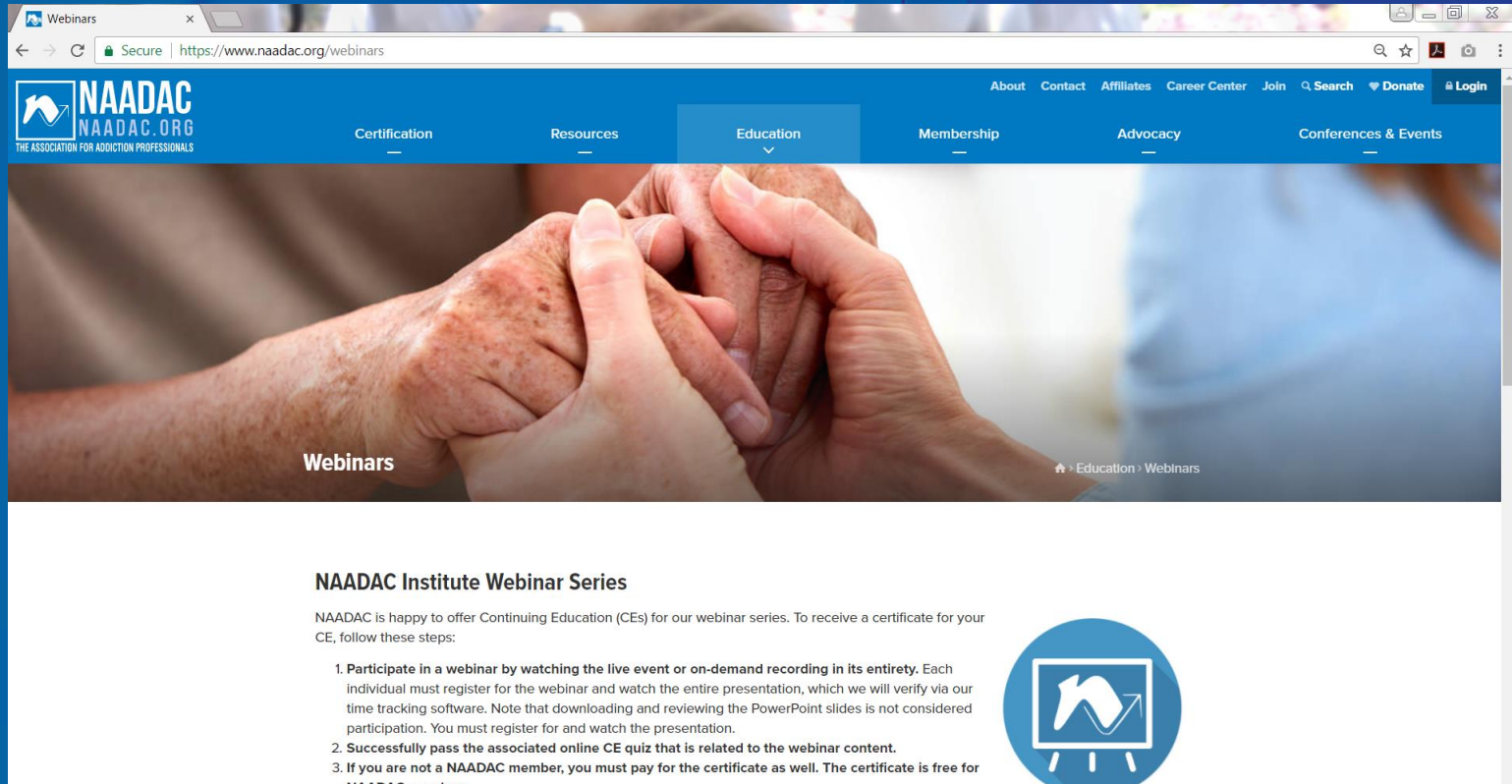
1. Watch and listen to this entire webinar.
2. Pass the online CE quiz, which is posted at

www.naadac.org/bloodborne-pathogens-section-three-webinar

3. If applicable, submit payment for CE certificate or join NAADAC.
4. A CE certificate will be emailed to you within 21 days of submitting the quiz.



www.naadac.org/webinars



The screenshot shows a web browser window with the address bar displaying "https://www.naadac.org/webinars". The website has a blue header with the NAADAC logo on the left and navigation links on the right: "About", "Contact", "Affiliates", "Career Center", "Join", "Search", "Donate", and "Login". Below the header is a blue navigation bar with links for "Certification", "Resources", "Education" (which is highlighted with a dropdown arrow), "Membership", "Advocacy", and "Conferences & Events". The main content area features a large image of hands clasped together, with the word "Webinars" overlaid in white text. Below this image is a breadcrumb trail: "Home > Education > Webinars". The section is titled "NAADAC Institute Webinar Series". A paragraph states: "NAADAC is happy to offer Continuing Education (CEs) for our webinar series. To receive a certificate for your CE, follow these steps:". A list of three steps follows: 1. Participate in a webinar by watching the live event or on-demand recording in its entirety. Each individual must register for the webinar and watch the entire presentation, which we will verify via our time tracking software. Note that downloading and reviewing the PowerPoint slides is not considered participation. You must register for and watch the presentation. 2. Successfully pass the associated online CE quiz that is related to the webinar content. 3. If you are not a NAADAC member, you must pay for the certificate as well. The certificate is free for NAADAC members. To the right of the list is a circular icon containing a white NAADAC logo on a blue background.

Webinars

Education > Webinars

NAADAC Institute Webinar Series

NAADAC is happy to offer Continuing Education (CEs) for our webinar series. To receive a certificate for your CE, follow these steps:

1. Participate in a webinar by watching the live event or on-demand recording in its entirety. Each individual must register for the webinar and watch the entire presentation, which we will verify via our time tracking software. Note that downloading and reviewing the PowerPoint slides is not considered participation. You must register for and watch the presentation.
2. Successfully pass the associated online CE quiz that is related to the webinar content.
3. If you are not a NAADAC member, you must pay for the certificate as well. The certificate is free for NAADAC members.

WEBINAR SERIES

Over 145 CEs of free educational webinars are available. Education credits are FREE for NAADAC members.

MAGAZINE ARTICLES

In each issue of *Advances in Addiction & Recovery*, NAADAC's magazine, one article is eligible for CEs.

FACE-TO-FACE SEMINARS

NAADAC offers face-to-face seminars of varying lengths in the U.S. and abroad.



www.naadac.org/education

INDEPENDENT STUDY COURSES

Earn CEs at home and at your own pace (includes study guide and online examination).

CONFERENCES

Upcoming NAADAC Annual Conferences:
2019: Orlando, FL
2020: Washington, DC

CERTIFICATE PROGRAMS

Demonstrate advanced education in diverse topics with the NAADAC Certificate Programs:

- Recovery to Practice
- Conflict Resolution in Recovery
- National Certificate in Tobacco Treatment Practice



Thank you for joining!

NAADAC

44 Canal Center Plaza, Suite 301

Alexandria, VA 22314

phone: 703.741.7686 / 800.548.0497

fax: 703.741.7698 / 800.377.1136

naadac@naadac.org

www.naadac.org



NAADACorg



Naadac



NAADAC

