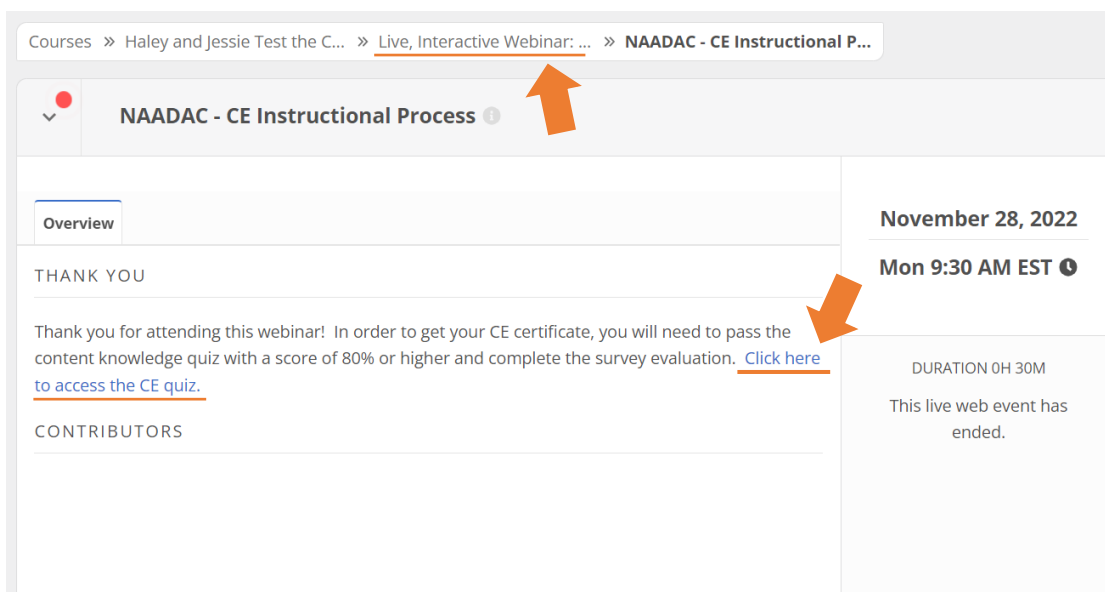


Webinar Attendees: Instructions to Access Your CE Quiz & CE Certificate

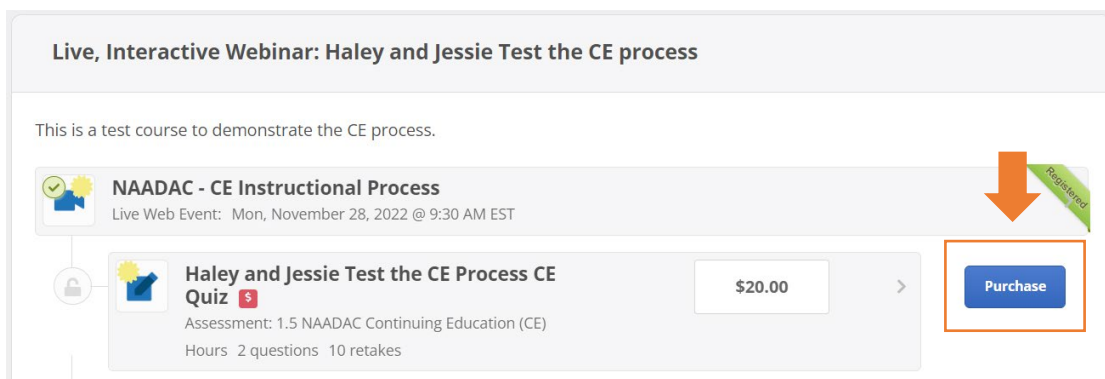
For each certified or licensed professional, please note it is an ethical violation if you are caught taking an online CE quiz for a training you did not complete. By taking an online CE quiz and achieving a CE certificate, you are also attesting that you sat through the full time (CE hours) of the training.

Part 1: Access the CE Quiz



- Once you have finished viewing the live virtual training or OnDemand training, you will need to complete the CE Quiz and Survey Evaluation to access the CE Certificate. **Live virtual event attendees** can navigate to the CE quiz by clicking on the link in the “Thank you” box **OR** on the link at the top of the screen to access the next steps in the CE process. **OnDemand** viewers can skip this step and move to Step 2.



- Find the CE quiz and click “purchase.” For our free webinar series, all CEs are free for members. Non-Members will have to pay a nominal fee to access the CEs. **Join NAADAC today!**




- If you're not already logged into your NAADAC account, a new tab in your browser will open and you will be prompted to log in. Once you are logged in, you will be redirected to your NAADAC shopping cart where you can complete the purchase. Confirm that you are registering for your preferred CE Quiz event. If you are a NAADAC member, the CE Quiz will be FREE and you can click **Submit**. Non-members will need to enter payment information before clicking **Submit**. [Join NAADAC today!](#)

Item	Quantity	Item Price	Item Total	Remove
 Do's, Don'ts, and How To's: Best Practices in Group Facilitation Event Dos, Don'ts, and How to's: Best Practices in Group Facilitation	1	\$15.00	\$15.00	

Please confirm your information below. If anything has changed, click on the ADD or EDIT buttons to modify.

Penny the Panda:

Primary Organization: *No Primary Organization*

 Panda Lane

Promo Code

Subtotal \$15.00

Subtotal does not include applicable taxes or shipping costs, if any.

- Once your transaction is complete, you can now return to the CE quiz by clicking back on the course tab you were redirected from.

Do's, Don'ts, and How-To's: Best Pra x Checkout Confirmation x +

my.naadac.org/pages/checkout.aspx?CustomerId=378fca0f-2b8e-4ed5-ab9a-51324

NAADAC
 NAADAC.ORG
 THE ASSOCIATION FOR ADDICTION PROFESSIONALS

Member Portal Education Resources

My Shopping Cart

My Profile

Purchasing for "Penny the Panda"

Your transaction was successful.

Part 2: Complete the CE Quiz and Survey Evaluation

1. **Complete the CE quiz process:** Click on the CE quiz. The CE quiz will appear and you can answer the questions. When finished answering the questions, click “NEXT,” and then “Submit Answers.” Finally, click “Go to next item →.”

Live, Interactive Webinar: Haley and Jessie Test the CE process

This is a test course to demonstrate the CE process.

NAADAC - CE Instructional Process
Live Web Event: Mon, November 28, 2022 @ 9:30 AM EST

Haley and Jessie Test the CE Process CE Quiz
Assessment: 1.5 NAADAC Continuing Education (CE) Hours 2 questions 10 retakes

2. When did Jessie start at NAADAC?

- 1999
- 2005
- 2000
- 2018

Page 1 next >

2 questions answered ✓ 2 questions total

Submit your answers to complete the assessment and view your results.

Submit Answers

You finished this item!

← Go back to section I'll stay here **Go to next item →**


2. **Complete the Survey Evaluation:** Complete the survey evaluation for the event you attended. When finished answering the questions, click “NEXT,” and then “Submit Answers.” Finally, click “Go to next item →.”


RN (Registered Nurse) or PHMN (Psychiatric Mental Health Nurse) or similar

Student

None

Other (not mentioned or related to any of the above credentials)


Page 1  [next >](#)

5 *required questions answered*  5 *required questions total*

Submit your answers to complete the survey.

[Submit Answers](#)

You finished this item!

[← Go back to section](#) [I'll stay here](#)  [Go to next item →](#)

3. **Download and save or print your certificate!** Your certificate should appear on the screen. You can click on “Print Certificate” and print the certificate or save it as an Adobe PDF file to your computer. All certificates will be saved and can be accessed under your profile name settings in the NAADAC Education Center>[User Profile Name]>Certificates tab.



[Print Certificate](#)