



Instructions to Access Your CE Quiz and CE Certificate

For each certified or licensed professional, please note it is an ethical violation if you are caught taking an online CE quiz for a training you did not complete. By taking an online CE quiz and achieving a CE certificate, you are also attesting that you sat through the full time (CE hours) of the training.

Part 1: Access the CE Quiz

1. **Navigate to the CE Quiz:** Once you have finished viewing the live virtual training event, you will need to complete the CE Quiz and Survey Evaluation to access the CE Certificate. Live virtual event attendees can navigate to the CE quiz by clicking on the link in the “Thank you” box **OR** through the links on the password protected [Virtual Summit webpage](#).

Overview Resources and Handouts

THANK YOU

Thank you for attending this webinar! In order to get your CE certificate, you will need to pass the content knowledge quiz with a score of 80% or higher and complete the survey evaluation.
[Click here to access the CE quiz.](#)

DESCRIPTION

Though we may specialize in providing help with drug specific behavior, every client we work with also presents with a mental health and or situational problem. We want to stay within our scope of

Physical Health and Wellness in the Black Community, presented by Helena Washington, MEd, LCDC, ICADC, MAC

FAIRFAX FALLS CHURCH
Community Services Board

This session is sponsored by Fairfax Falls Church CSB.

Watch Now Access CE Quiz

2. Find the CE quiz and click “purchase.” For this event, all CEs are free for members. Non-Members will have to pay a nominal fee to access the CEs. [Join NAADAC today!](#)

Welcome and Opening Session: Physical Health and Wellness in the Black Community
Live Web Event: Thu, February 9, 2023 @ 12:00 PM EST

Welcome and Opening Session: Physical Health and Wellness in the Black Community CE Quiz
Assessment: 1.5 NAADAC Continuing Education (CE)
Hours: 0 questions 10 retakes

\$20.00

Purchase

3. If you’re not already logged into your NAADAC account, a new tab in your browser will open and you will be prompted to log in. Once you are logged in, you will be redirected to your NAADAC shopping cart where you can complete the purchase. Confirm that you are registering for your preferred CE Quiz event. If you are a NAADAC member, the CE Quiz will be FREE and you can click **Submit**. Non-members will need to enter payment information before clicking **Submit**.

Item	Quantity	Item Price	Item Total	Remove
Welcome and Opening Session: Physical Health and Wellness in the Black Community Event	1	\$20.00	\$20.00	

Welcome and Opening Session: Physical Health and Wellness in the Black Community Presented by: Helena

Primary Organization: No Primary Organization Add

Panda Lane
Summit, New Jersey 07901
United States Edit

Promo Code Apply

Subtotal \$20.00

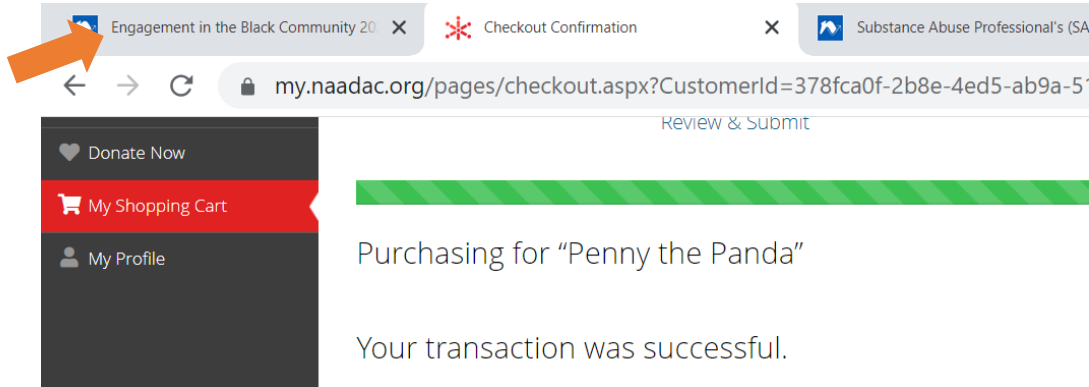
Subtotal does not include applicable taxes or shipping costs, if any.

Checkout



Instructions to Access Your CE Quiz and CE Certificate

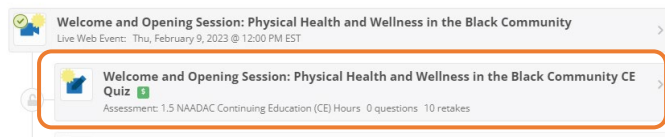
- Once your transaction is complete, you can now return to the CE quiz by clicking back on the course tab you were redirected from.



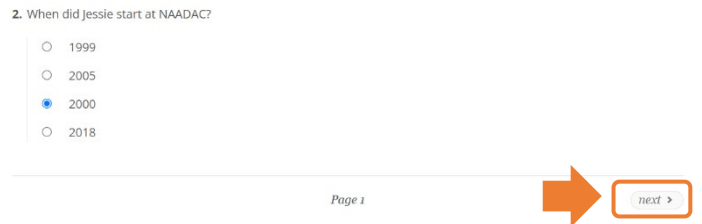
Part 2: Complete the CE Quiz and Survey Evaluation

- Complete the CE quiz process:** Click on the CE quiz for this event. The CE quiz will open and you can answer the questions. When finished answering the questions, click “NEXT,” and then “Submit Answers.” Finally, click “Go to next item →.”

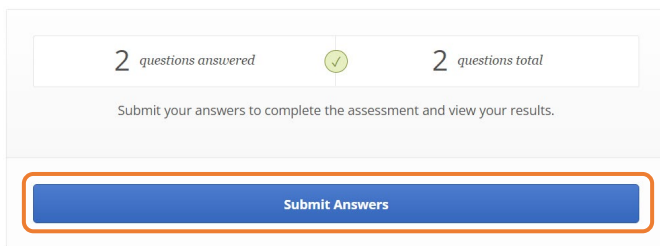
1.



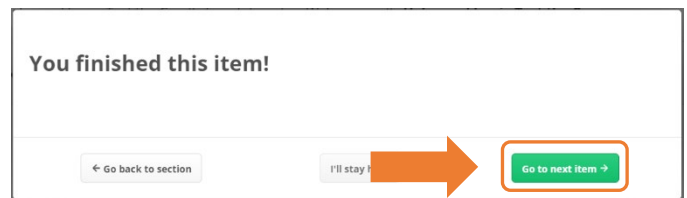
2.



3.



4.





Instructions to Access Your CE Quiz and CE Certificate

- 2. Complete the Survey Evaluation:** Complete the survey evaluation for the event you attended. When finished answering the questions, click “NEXT,” and then “Submit Answers.” Finally, click “Go to next item →.”

1.

RN (Registered Nurse) or PHMN (Psychiatric Mental Health Nurse) or similar

Student

None

Other (not mentioned or related to any of the above credentials)

Page 1

next >

2.

5 required questions answered ✔ 5 required questions total

Submit your answers to complete the survey.

Submit Answers

3.

You finished this item!

← Go back to section I'll stay here Go to next item →

- 3. Download and save or print your certificate!** Your certificate should appear on the screen. You can click on “Print Certificate” and print the certificate or save it as an Adobe PDF file to your computer. All certificates will be saved and can be accessed under your profile name settings in the NAADAC Education Center --> [Your Name] --> Certificates tab.

