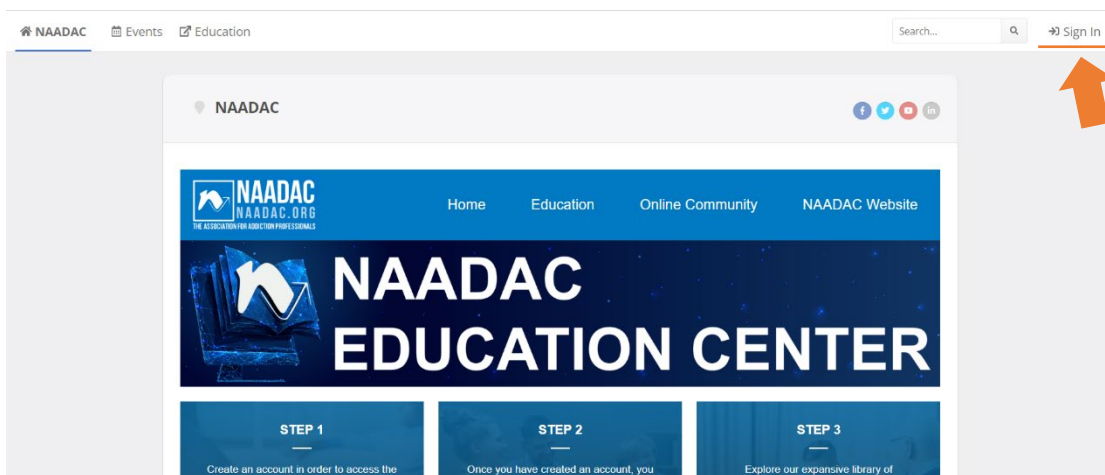


## Finding Your Certificates in the NAADAC Education Center


*All certificates earned PRIOR to 2023 will be stored in your primary NAADAC account. All certificates earned AFTER 2023 will be stored in the NAADAC Education Center. Here is a quick guide on where to find the certificates in the NAADAC Education Center.*

### Part 1: Log into the NAADAC Education Center

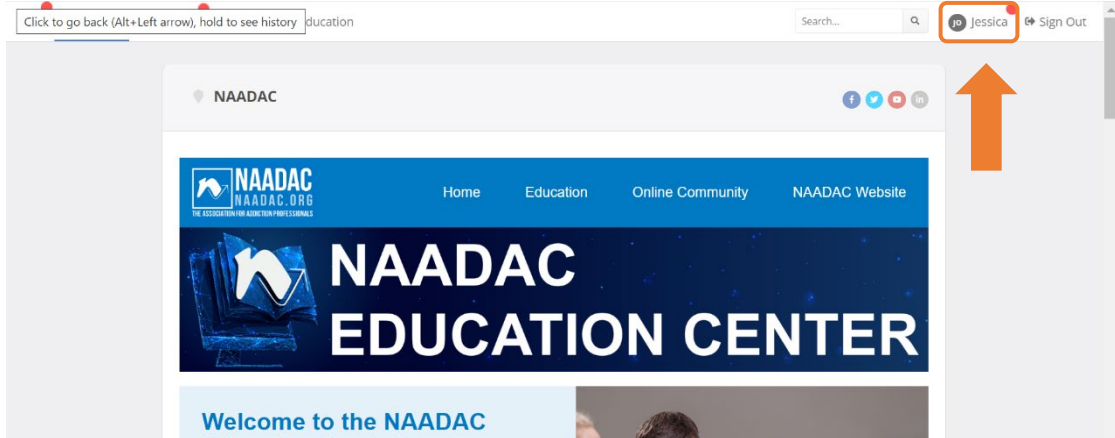
1. You can access the NAADAC Education Center through the NAADAC website. Or, you can click this link: [NAADAC \(pathlms.com\)](https://naadac.pathlms.com). This will take you to the homepage for the NAADAC Education Center. Click on “Sign In.”



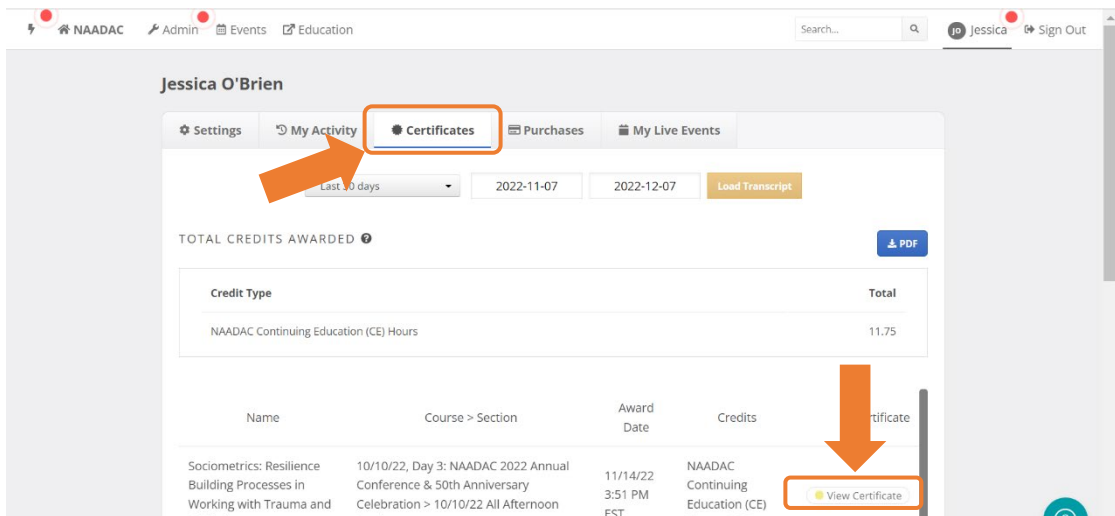
2. Sign in using your regular NAADAC username and password. This will grant you access to your account in the NAADAC Education Center.



3. In the upper right corner, click on your profile name.



4. Click on the “Certificates” tab. You can filter by timeframe to narrow down or expand your search. Once you find the certificate you need, click on “View Certificate.”



5. You can now print or download your certificate by clicking on either button at the bottom of the screen.

