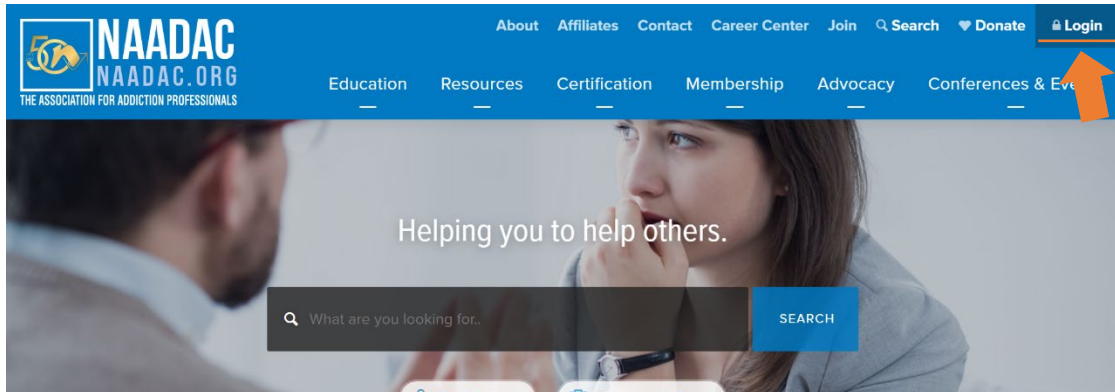


Finding Your Certificates in your NAADAC Account


All certificates earned PRIOR to 2023 will be stored in your primary NAADAC account. All certificates earned AFTER 2023 will be stored in the NAADAC Education Center. Here is a quick guide on where to find the certificates in your NAADAC account.

Part 1: Log into your NAADAC Account

1. Go to the NAADAC homepage and log into your account. www.naadac.org. Click on “Login.”





2. Sign in using your NAADAC username and password.



3. Click on My Profile>Purchases>CE Exams & Quizzes. Find the name of the course for which you want to download your certificate. Click on the “download” button in the certificate column.

The screenshot shows the user profile page for Penny Panda (21788). The navigation menu on the left includes: Memberships, Events & Webinars, Online Store, Credentials & Education, Donate Now, My Shopping Cart, My Profile (highlighted with an orange arrow), and CE Exams & Quizzes (highlighted with an orange arrow). The main content area has tabs for Overview, Account, Purchases (highlighted with an orange arrow), and Documents. Below the tabs is a list of recent orders and a table of exam results. The table has columns: Name, Exam Date, Cancelled On, Result, Latest Score, View, and Certificate. The first row shows a passed exam on 9/23/2022 for '2022 WAADAC/NAADAC Conference: From Peers to PhDs CE Attendance Verification Exam'. The 'Certificate' column for this row contains a download icon (highlighted with an orange circle). The second row shows a passed exam on 8/22/2022 for '2022 Mid-Atlantic Regional Conference CE'.

Name	Exam Date	Cancelled On	Result	Latest Score	View	Certificate
2022 WAADAC/NAADAC Conference: From Peers to PhDs CE Attendance Verification Exam	9/29/2022		Passed On: 9/23/2022	1	Details	
2022 Mid-Atlantic Regional Conference CE	8/21/2022		Passed On: 8/22/2022	1	Details	

4. You can now download and print or save your certificate.